


A favorite year after year, these polos are known for their exceptional range of colors, styles and sizes. The soft pique knit is shrink-resistant and easy to care for, so your group will always look its best.


- 7-ounce, 100% ring spun combed cotton heavyweight pique
- Garment washed for softness
- Double-needle stitching throughout
- Flat knit collar and cuffs
- Horn-tone buttons
- Locker patch
- Side vents

CARE INSTRUCTIONS

Machine wash cold with like colors. Do not bleach. Tumble dry low. Warm iron if necessary.

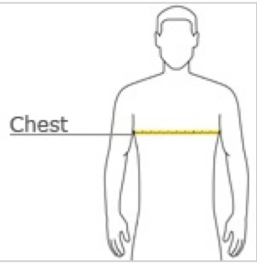


front



back

HOW TO MEASURE



Chest

CHEST

With arms down at sides, measure around the upper body, under arms and over the fullest part of the chest.

SIZE CHART

	XS	S	M	L	XL	2XL	3XL	4XL	5XL	6XL
Chest	32-34	35-37	38-40	41-43	44-46	47-49	50-53	54-57	58-60	61-63

PRODUCT MEASUREMENTS

	XS	S	M	L	XL	2XL	3XL	4XL	5XL	6XL
Chest	19	20 1/2	21 1/2	23 1/2	25 1/2	27	28 1/2	30	31 1/2	33
Sleeve Length	17 1/2	18 1/2	20 3/4	22	23 1/4	24 1/4	25 1/4	26 1/4	27 1/4	28 1/4
Body Length at Back	26	27	30 1/2	31 1/2	32 1/2	33 1/2	34	34 1/2	35	35 1/2

CHEST

Measured across the chest one inch below armhole when laid flat.

SLEEVE LENGTH

Start at center of neck and measure down shoulder, down sleeve to hem.

BODY LENGTH AT BACK

Measured from high point shoulder to finished hem at back.



Black
PMS Ntr Black C



Blueberry
PMS 7682 C



Burgundy
PMS 504 C



Classic Navy
PMS 433 C



Dark Green
PMS 627 C



Faded Blue
PMS 653C



Faded Olive
PMS 417 C



Forest
PMS 3308 C



Light Blue
PMS 644 C



Navy
PMS 533 C



Orange
PMS 172 C



Oxford
PMS 414 C



Pistachio
PMS 7492 C



Purple
PMS 669 C



Red
PMS 200 C



Royal
PMS 654 C



Steel Grey
PMS 7540 C



Stone
PMS 7502 C



Turquoise
PMS 319 C



White
PMS No Match



Yellow
PMS 134 C