




A favorite year after year, these polos are known for their exceptional range of colors, styles and sizes. The soft pique knit is shrink-resistant and easy to care for, so your group will always look its best.


- 7-ounce, 100% ring spun combed cotton heavyweight pique
- Garment washed for softness
- Double-needle stitching throughout
- Flat knit collar and cuffs
- 3-button placket
- Horn-tone buttons
- Locker patch
- Side vents

CARE INSTRUCTIONS

Machine wash cold with like colors. Do not bleach. Tumble dry low. Warm iron if necessary.

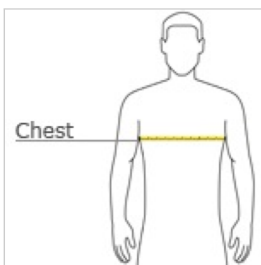


front



back

HOW TO MEASURE



CHEST

With arms down at sides, measure around the upper body, under arms and over the fullest part of the chest.

SIZE CHART

	LT	XLT	2XLT	3XLT	4XLT
Chest	41-43	44-46	47-49	50-53	54-57

PRODUCT MEASUREMENTS

	LT	XLT	2XLT	3XLT	4XLT
Chest	24 1/2	26 1/2	28	29 1/2	31
Sleeve Length	24 1/2	25 1/2	26 1/2	27 1/2	28 1/2
Body Length at Back	33 1/2	34 1/2	35 1/2	36	36 1/2

CHEST

Measured across the chest one inch below armhole when laid flat.

SLEEVE LENGTH

Start at center of neck and measure down shoulder, down sleeve to hem.

BODY LENGTH AT BACK

Measured from high point shoulder to finished hem at back.

COLOR INFORMATION

 Black PMS 426 C	 Blueberry PMS 7682 C	 Burgundy PMS 504 C	 Classic Navy PMS 433 C	 Dark Green PMS 627 C	 Faded Blue PMS 653 C	 Faded Olive PMS 417 C	 Forest PMS 3308 C	 Light Blue PMS 644 C	 Navy PMS 533 C	 Oxford PMS 414 C
 Purple PMS 669 C	 Red PMS 200 C	 Royal PMS 654 C	 Steel Grey PMS COOL GREY 11C	 Stone PMS 7502 C	 White PMS WHITE	 Yellow PMS 134 C				