



Tall Essential T-Shirt with Pocket PC61PT



Nothing beats this traditional t-shirt in comfort, versatility and casual style.

- Heavyweight 6.1-ounce, 100% cotton
- Shoulder-to-shoulder taping
- Coverseamed neck
- Double-needle sleeves and hem
- Ash is 98/2 cotton/poly
- Athletic Heather is 90/10 cotton/poly

CARE INSTRUCTIONS

Machine wash cold, inside out, with like colors. Only non-chlorine bleach when needed. Tumble dry medium. Medium-hot iron. Do not iron decoration.

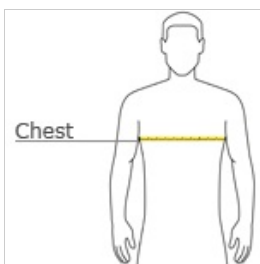


front



back

HOW TO MEASURE



















CHEST

With arms down at sides, measure around the upper body, under arms and over the fullest part of the chest.

SIZE CHART

	LT	XLT	2XLT	3XLT	4XLT
Chest	41-43	44-46	47-49	50-53	54-57

COLOR INFORMATION

 Ash PMS NO MATCH	 Athletic Heather PMS NO MATCH	 Athletic Maroon PMS 504 C	 Brown PMS 7519 C	 Charcoal PMS NO MATCH	 Dark Green PMS 5467 C	 Jet Black PMS NTR BLACK	 Light Blue CPMS 550 C	 Lime PMS 367 C	 Natural PMS NO MATCH	 Navy PMS 533 C
 Orange PMS 172 C	 Red PMS 200 C	 Royal PMS 7684 C	 Sand PMS NO MATCH	 White PMS WHITE						