



Essential T-Shirt with Pocket PC61P



Nothing beats this traditional t-shirt in comfort, versatility and casual style.

- Heavyweight 6.1-ounce, 100% cotton
- Coverseamed neck
- Shoulder-to-shoulder taping
- Double-needle sleeves and hem
- Ash is 98/2 cotton/poly
- Athletic Heather is 90/10 cotton/poly
- Dark Heather Grey is 50/50 cotton/poly

CARE INSTRUCTIONS

Machine wash cold, inside out, with like colors. Only non-chlorine bleach when needed. Tumble dry medium. Medium-hot iron. Do not iron decoration.

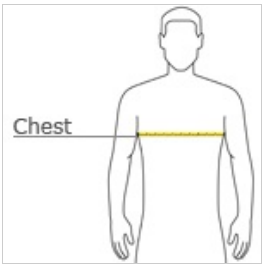


front



back

HOW TO MEASURE



















CHEST

With arms down at sides, measure around the upper body, under arms and over the fullest part of the chest.

SIZE CHART

	S	M	L	XL	2XL	3XL	4XL
Chest	34-36	38-40	42-44	46-48	50-52	54-56	58-60

COLOR INFORMATION

 Ash** PMS 5315 C	 Athletic Heather* PMS 442 C	 Athletic Maroon PMS 229 C	 Brown PMS 476 C	 Charcoal PMS 425 C	 Dark Green PMS 5467 C	 Jet Black	 Light Blue PMS 2717 C	 Lime PMS 367 C	 Natural PMS 468 C	 Navy PMS 289 C
 Orange PMS 172 C	 Red PMS 200 C	 Royal PMS 661 C	 Sand PMS NO MATCH	 White PMS 7541 C						