

PORT AUTHORITY.

Port Authority® Challenger™ II Jacket. J354



All the weather protection you love about our classic Challenger™ Jacket—but with added details like a two-way zipper, hidden zippered chest pocket and open hem with drawcord and toggles for adjustability.

- Teklon® nylon shell
- Heavyweight fleece lining for extra warmth
- Poly-filled sleeves with polyester lining
- Double-needle stitching throughout
- Interior cell phone pocket
- Adjustable cuffs with hook and loop closures
- Slash zippered pockets, interior zippered pocket
- Port Pocket™ for easy embroidery access



front



back

HOW TO MEASURE











CHEST

With arms down at sides, measure around the upper body, under arms and over the fullest part of the chest.

SIZE CHART

| | XS | S | M | L | XL | 2XL | 3XL | 4XL | 5XL | 6XL |
|--------------|-------|-------|-------|-------|-------|-------|-------|-------|-------|-------|
| Chest | 32-34 | 35-37 | 38-40 | 41-43 | 44-46 | 47-49 | 50-53 | 54-57 | 58-60 | 61-63 |

COLOR INFORMATION

| | | | | | | | |
|--|---|---|---|---|---|---|---|
|  |  |  |  |  |  |  |  |
| Khaki/True Black PMS 7531 C | Maroon/True Black PMS 504 C | Steel Grey/True Black PMS CL GY 11 C | True Black/True Black PMS NTR BLACK C | True Hunter/True Black PMS 446 C | True Navy/True Navy PMS 7546 C | True Red/True Black PMS 201 C | True Royal/True Black PMS 7687 C |